


Let's Learn English



Workbook Part I GRADE 5

National Institute of Education
Educational Publications Department

Monitoring and Supervision

Mrs. W. D. Padmini Nalika - Commissioner General of Educational Publications
- Educational Publications Department

Directions

Mrs. W. A. Nirmala Piyaseeli - Commissioner of Educational Publications
- (Development) Educational Publications
Department

Co-ordination

Mr. Ranjith Iluppitiya - Deputy Commissioner
- Educational Publications Department

Mrs. W. Indumini Darshika - Assistant Commissioner
- Educational Publications Department

Written by:

K. Benadict
D.D. Deepika Nilmini Fernando
W. M. Shamali P. Jayaratne
Madhuri Kannangara
Nilani D. Karunaarachchi
Aruni Subhasini Koswatta
R. K. Champika Malkanthi Kumari H.
L. Anusha Dilrukshi Lankathileke
D. M. M. Madumali
S. N. M. Anusha Ruwanthi Namaratne
K. D. Nayana Priyadarshani Perera M.
M. Deepika P. Waidyaratne Renuka
Walawevithana
Darshani Wickramasinghe

**First Published in Sri Lanka in 2002 by the Educational
Publications Department**

**These textbooks were developed with the assistance of
the Primary English Language Project funded by the
United Kindom Department for International Development.**

© Ministry of Education and Higher Education 2002

Second Print	- 2002	Eight Print	- 2008
Third Print	- 2003	Ninth Print	- 2009
Fourth Print	- 2004	Tenth Print	- 2010
Fifth Print	- 2005	Eleventh Print	- 2011
Sixth Print	- 2006	Twelfth Print	- 2012
Seventh Print	- 2007	Thirteenth Print	- 2013
		Fourteenth Print	- 2014
		Fifteenth Print	- 2015
		Sixteenth Print	- 2016
		Seventeenth Print	- 2017
		Eighteenth Print	- 2018

ISBN 955-25-0013-3

All rights reserved. No reproduction, copy or transmission of this publication may be made without written permission.

Designed S. M. Sampath Senanayake

Illustrated by K. N. Indralal Manjula Karunathilake Project Team

Leader: W. A. Stanley Fernando

Published by the Educational Publications Department

Printed by: Department of Government Printing, Colombo 08.

The National Anthem of Sri Lanka

Sri Lanka Matha

Apa Sri Lanka Namō Namō Namō Namō Matha

Sundara siri barinee, surendi athi sobamana Lanka

Dhanya dhanaya neka mal palaturu piri jaya bhoomiya ramya

Apa hata sepa siri setha sadana jeewanaye matha

Piliganu mena apa bhakthi pooja Namō Namō Matha

Apa Sri Lanka Namō Namō Namō Namō Matha

Oba we apa vidya

Obamaya apa sathya

Oba we apa shakthi

Apa hada thula bhakthi

Oba apa aloke

Apaga anuprane

Oba apa jeevana we

Apa mukthiya oba we

Nava jeevana demine, nithina apa pubudukaran matha

Gnana veerya vadawamina regena yanu mana jaya bhoomi kara

Eka mavakage daru kela bevina

Yamu yamu vee nopama

Prema vada sema bheda durerada

Namō, Namō Matha

Apa Sri Lanka Namō Namō Namō Namō Matha

அபி வெலு லக மவகனே டுருவோ
லக நலவசெநி வெசெநா
லக லாடுநி லக ருடீரசு வீ
அப கச நுல டுவநா

லகலீநி அபி வெலு லுஸுரு லுஸுரீஸு
லக லெச லீநி லுடெநா
லீவந் லந அப மெம நலவசே
லுடீந லீரீச லுநு வீ

லுமடு ம மெந் கருணா நுனேநி
வெலீ லமநி டுமீநி
ரந் மீநி லுநு நொ ல லீச ம ல லுபநா
கீலி கல நொம டீரநா

- லாநநீட லமரகெந் -

ஒரு தாய் மக்கள் நாமாவோம்
ஒன்றே நாம் வாழுமில்லம்
நன்றே ஁டலில் ஓடும்
ஒன்றே நம் குருதி நிறம்

அதனால் சகோதரர் நாமாவோம்
ஒன்றாய் வாழும் வளரும் நாம்
நன்றாய் இவ் இல்லினிலே
நலமே வாழ்தல் வேண்டுமன்றோ

யாவரும் அன்பு கருணையுடன்
ஒற்றுமை சிறக்க வாழ்ந்திருதல்
பொன்னும் மணியும் முத்துமல்ல - அதுவே
யான்று மழியாச் செல்வமன்றோ

ஆனந்த சமரக்கோன்
கவிதையின் பெயர்ப்பு



**Being innovative, changing with right knowledge
Be a light to the country as well as to the world**

Message from the Hon. Minister of Education

The past two decades have been significant in the world history due to changes that took place in technology. The present students face a lot of new challenges along with the rapid development of Information Technology, communication and other related fields. The manner of career opportunities are liable to change specifically in the near future. In such an environment, with a new technological and intellectual society, thousands of innovative career opportunities would be created. To win those challenges, it is the responsibility of the Sri Lankan Government and myself, as the Minister of Education, to empower you all.

This book is a product of free education. Your aim must be to use this book properly and acquire the necessary knowledge out of it. The government in turn is able to provide free textbooks to you, as a result of the commitment and labour of your parents and elders.

Since we have understood that the education is crucial in deciding the future of a country, the government has taken steps to change curriculum to suit the rapid changes of the technological world. Hence, you have to dedicate yourselves to become productive citizens. I believe that the knowledge this book provides will suffice your aim.

It is your duty to give a proper value to the money spent by the government on your education. Also you should understand that education determines your future. Make sure that you reach the optimum social stratum through education.

I congratulate you to enjoy that benefits of free education and bloom as an honoured citizen who takes the name of Sri Lanka to the world.

Akila Viraj Kariyawasam
Minister of Education

Foreword

You have been born in a country, which has been eulogized as the “Pearl of the Indian Ocean”. Though your motherland is small in size, its value is immeasurable. You, who have been born in such a precious country, are really fortunate. Our sole intention is to see you as a successful citizen who has learnt well, adorned with good qualities, who is wise and powerful making your country an ideal place. The government provides you all the facilities for education in order to achieve that expectation. As one of the measures taken by the government towards that, this book is gifted to you.

By now, new textbooks compiled in accordance with the new primary curricula have been introduced to grades one, two and three. This time, a set of new textbooks has been introduced to grade four. After introducing new textbooks for grade five in 2020, the revision of the primary curricula will be completed.

I would like to express my heartiest thanks to the members of both panels of writers and editors and to the staff of the Educational Publications Department for involving in making this book available to you.

W. D. Padmini Nalika

Commissioner General of Educational Publications.

Educational Publications Department,

Isurupaya,

Battaramulla,

07.05.2018.

Let's Learn English

Workbook

Part I

GRADE 5

CONTENTS

Unit 1 - 2

Town and City



01

Unit 3 - 4

Festivals



25

Revision 1

49

Unit 5 - 6

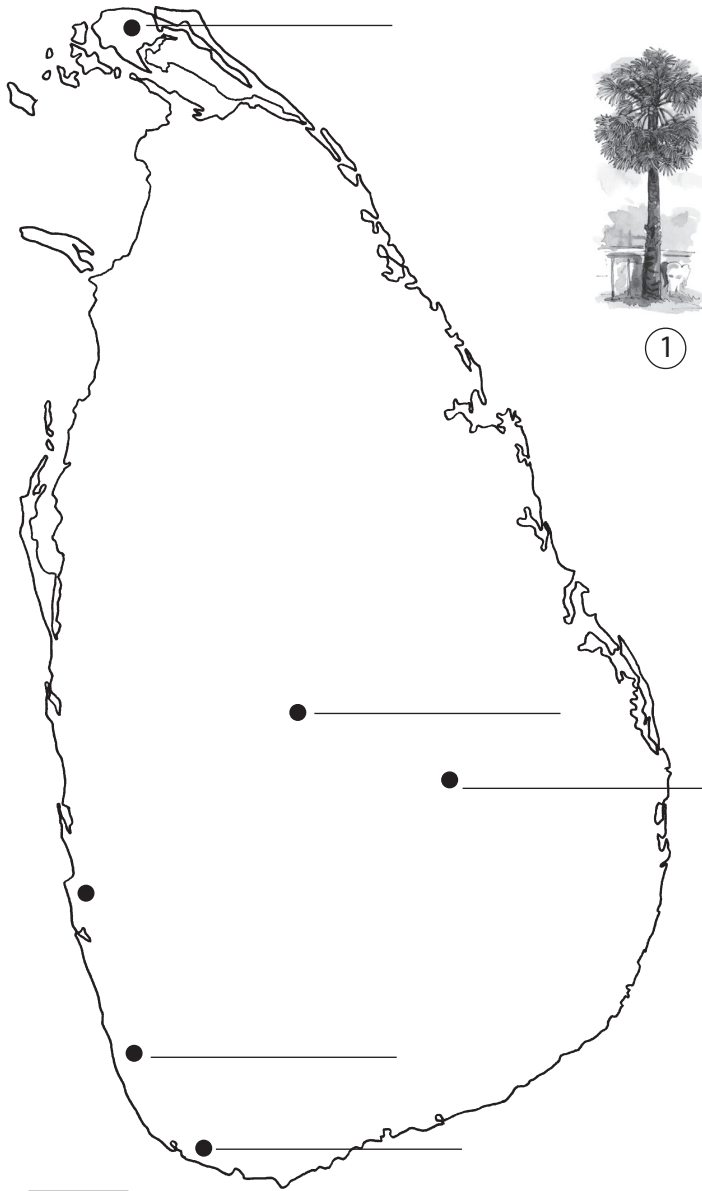
Sports and Hobbies




55

Town and City

LESSON 1 UNIT - 1



1




2




3



4



5



6

A

Kandy
Colombo
Ambalangoda
Galle
Jaffna
Nuwara Eliya

B

Masks
Temple of the Tooth
World Trade Centre
Lighthouse
Tea
Palmyrah trees

Town and City



LESSON
1
UNIT - 1

Town and City

Fill in the blanks

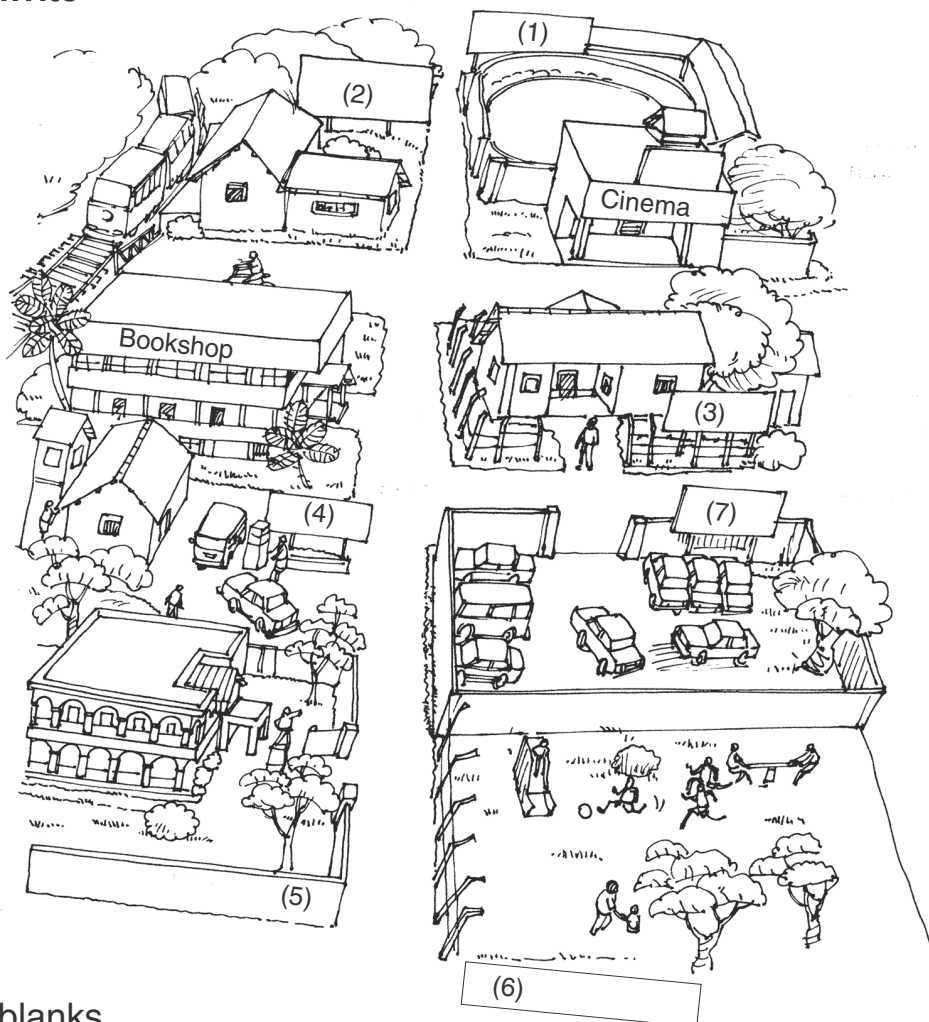
- A. 1. The famous Temple of the Tooth is in _____
2. The famous natural harbour is in _____
3. The famous Dutch fort is _____
4. The beautiful lighthouse _____
- B. 1. Mark the town/city nearest to you on the map.
2. Write the name _____

Complete the table

	Name of the city	What it is famous for
Example	Hikkaduwa	corals
1.		
2.		
3.		
4.		
5.		



Listen and write



Fill in the blanks

(where?) - between, next to, opposite, behind.

(what?) - police station, museum, children's park, stadium, car park, filling station, book shop

1. The police station is(where?) the car park and the cinema.
2. The museum is next to the(what?)
3. The stadium is(where?) the cinema
4. The car park is(where?) the filling station.
5. The filling station is(where?) the (what?) and the.....(what?).



LESSON

2

UNIT - 1

Town and City

Read and label the map

<div style="border: 1px solid black; padding: 10px; text-align: center;"> railway station </div>		<div style="border: 1px solid black; padding: 10px; text-align: center;"> stadium </div>	
<div style="border: 1px solid black; padding: 10px; text-align: center;"> </div>		<div style="border: 1px solid black; padding: 10px; text-align: center;"> </div>	
<div style="border: 1px solid black; padding: 10px; text-align: center;"> </div>	<div style="border: 1px solid black; padding: 10px; text-align: center;"> </div>	<div style="border: 1px solid black; padding: 10px; text-align: center;"> supermarket </div>	
<div style="border: 1px solid black; padding: 10px; text-align: center;"> bank </div>			

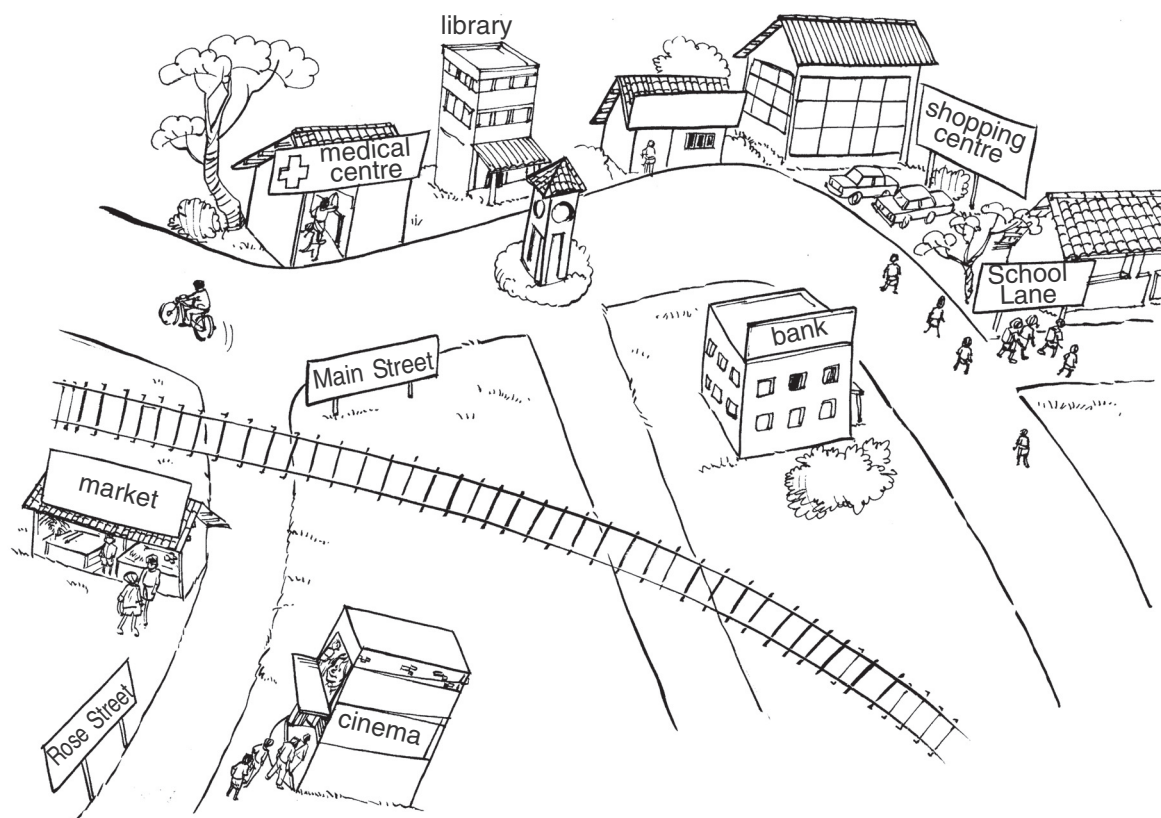
- 1 Where is the police station? It is between the supermarket and the stadium.
2. What is behind the stadium? The car park.
3. Where is the children's park? It is next to the supermarket.
4. What is opposite the police station? The museum.
5. What is between the museum and the bank? The filling station.

Write

1. Railway station/opposite/cinema.
The railway station is opposite the cinema.
2. Supermarket/ between/ stadium/ car park.
The supermarket is betweenand the.....
3. Children's park/ next to / police station
.....



Read and label



You are on Rose Street now. Go along the street past the cinema on your right and the market on your left. Go over the **level crossing** and turn right into **Main Street**. There is a medical centre on your left. Go round the clock tower and walk past the **library** and **shopping centre**. Then turn left into the lane opposite the **bank**.

Where are you?



LESSON

3

UNIT - 1

Town and City

Read and number

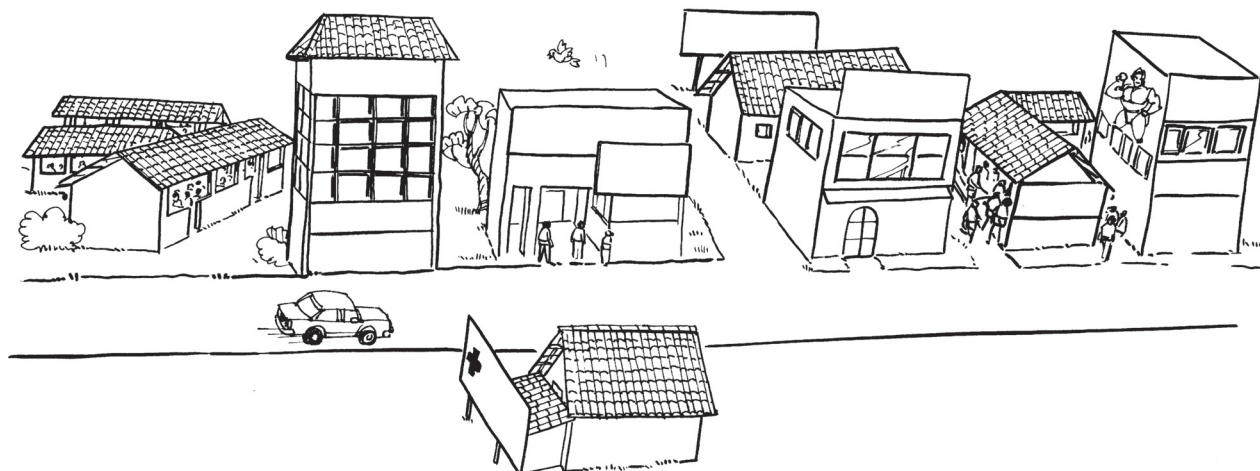
Go past the library and the shopping centre.

Turn left opposite the bank.

Go over the level crossing.

Turn right into Main Street.

Read, find and label



1. The cinema is opposite the medical centre at the corner.
2. The shopping centre is between the cinema and the school.
3. The bank is opposite the cinema.
4. The library is behind the bank.



Fill in the blanks



tall

small

low

pretty

high

1. The buildings are very.....
2. The shanties are..... and.....
3. The gardens are.....
4. The flats are



LESSON

4

UNIT - 1

Town and City

Write the sentences correctly

Use capital letters, full stops and put spaces between the words.

1. iliveinatown

I live in a town.

2. therearesomebighouses

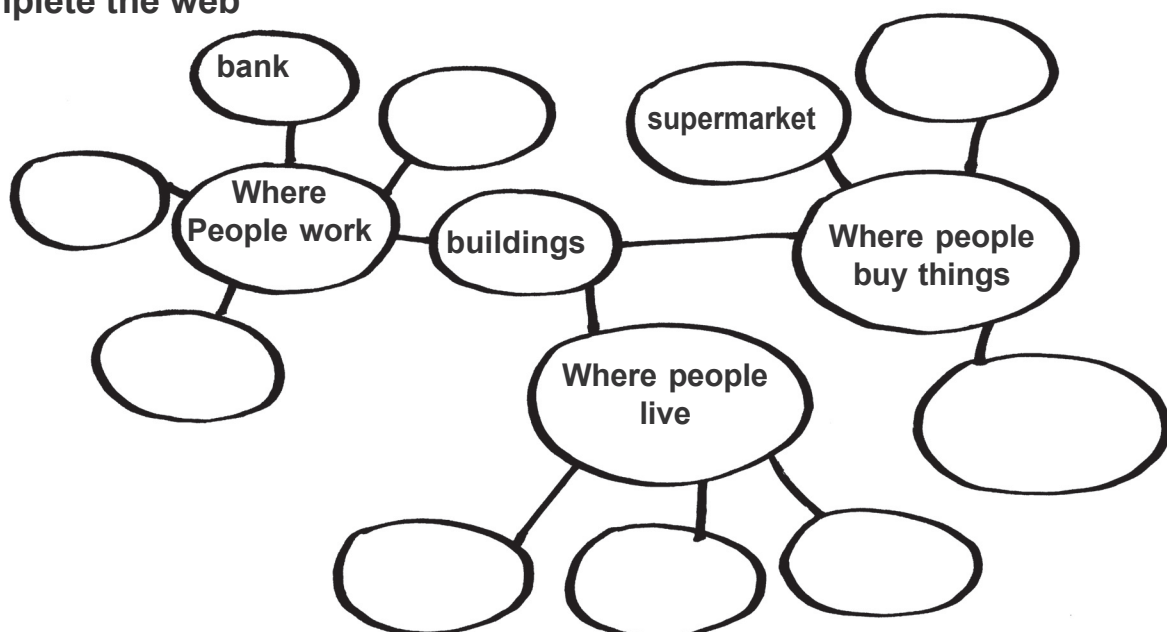
3. therearesomesmallhouses

4. somehouseshavewalls

5. somehouseshavefences

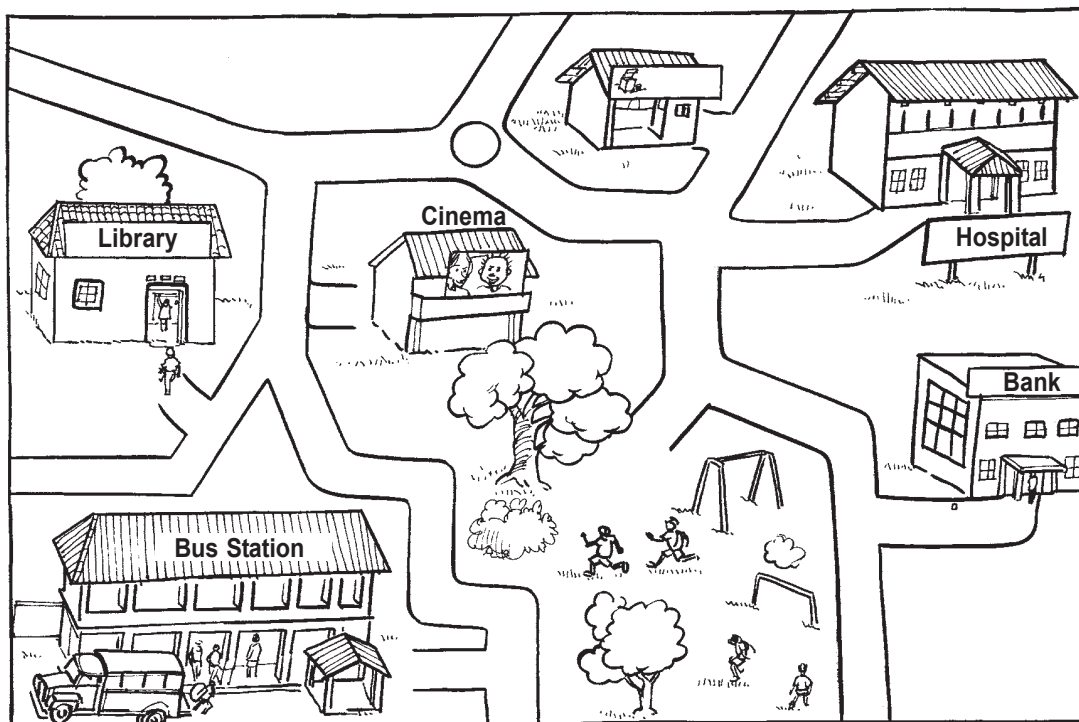
6. wealllivehappily

Complete the web





Look, say and write



Where do we go if...

1. we want to buy some fruits?
We go to the market.
2. we want to get some medicine?
3. we want to play?
4. we want to watch a film?
5. we want to get a book to read?
6. we want to catch a bus?
7. we want to deposit some money?



LESSON

5

UNIT - 1

Town and City

Look and write



She is going to the library to read books.



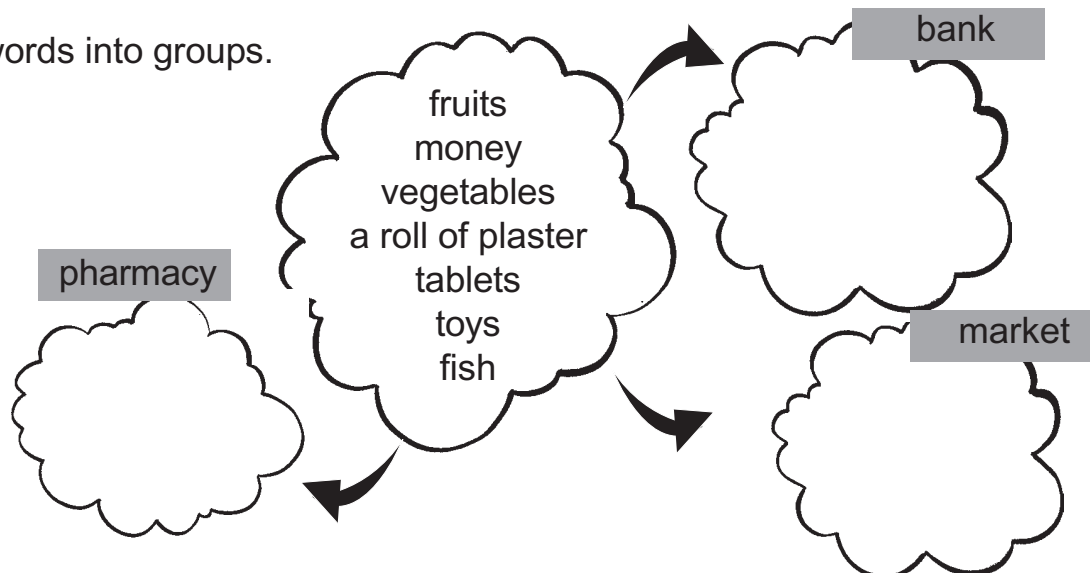
She is going to.....
to



She is
to





Put the words into groups.





Complete the sentences



Town A has a bank but it doesn't have a

Town B has a hospital but it doesn't have a

Both town A and town B have a for children to play.

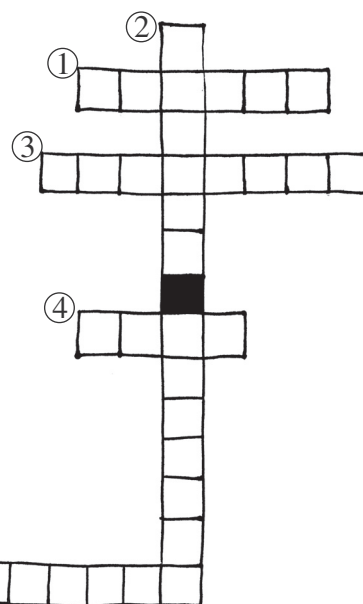
Do the puzzle

Across →

1. We buy from the post office.
3. We can get from the hospital.
4. Children can in the playground.
5. We can buy fruit at the super

Down ↓

2. We can open a at the bank.






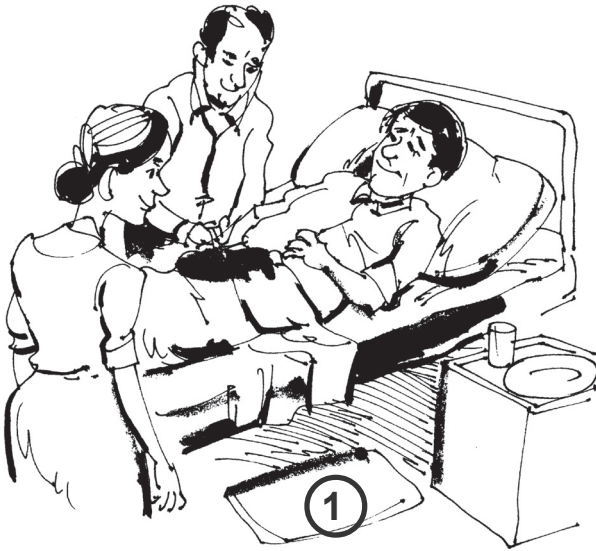
LESSON

6

UNIT - 1

Town and City

Make sentences and match



We go to the hospital to get medicine.




library/ read/ books

bank/ get/ money

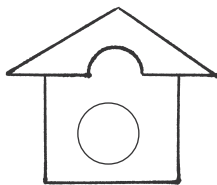
hospital/ get/ medicine




Listen and number




Grocery shop




Textile shop



Pharmacy



Book shop



Studio

Read and match

Good morning. Can I help you?

Yes, here you are.

It's seventy-five rupees.

Yes, we have some postcards.



They are fifteen rupees each.

- A. How much is it?
- B. Yes please. Can I have a road map of Sri Lanka?
- C. Do you have any picture postcards of Kandy town?
- D. How much are they?



LESSON

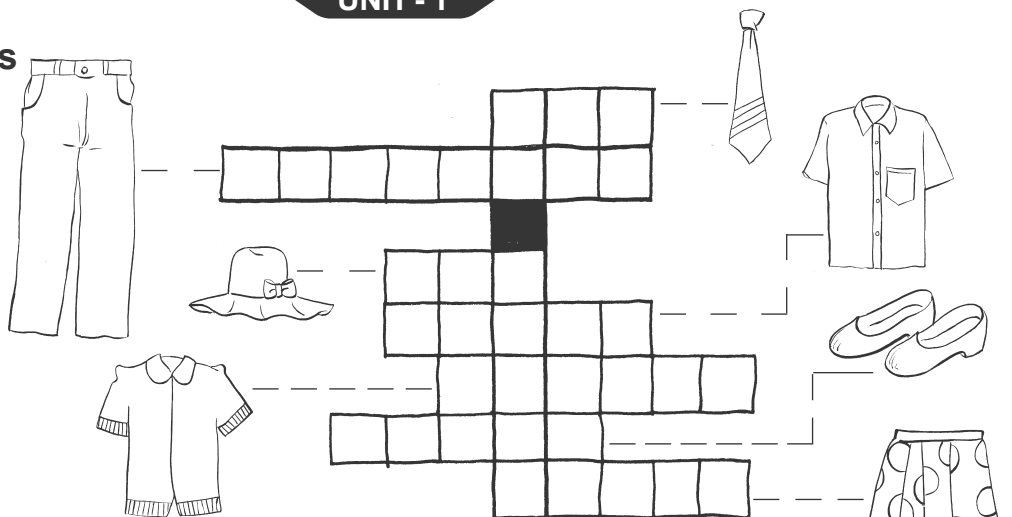
7

UNIT - 1


Town and City

Do the puzzles


①



②




③





Use the correct question word and fill in the blanks

What
Where
When



1. _____ can you see at the exhibition? Plants and flowers.
2. _____ is the cricket match held? At the municipal grounds.
3. _____ is the book sale? From the 17th to the 18th
4. _____ is the name of the children's drama? Little Red Riding Hood.

Mark true or false

Write the wrong sentences correctly.

1. The book fair is from the 14th to the 16th ☐
2. The plants and flowers exhibition will be open from 2.00 p.m. to 6.00 p.m. ☐
3. The cricket match starts on the 15th. ☐
4. The book fair is held in the school library. ☐
5. Kahawala senior school drama society presents "Little Red Riding Hood". ☐




LESSON

8

UNIT - 1

Town and City

Write the notice



An art exhibition

There will be _____

Fill in the grid

Event	Date	Time	Place
Little Red Riding Hood			
	17th to 18th March		
		From 3.00 p.m. to 9.00 p.m.	
			Municipal grounds



Look and write



Do not _____


Don't _____



Do not _____



Do not _____



Do not _____

Match and write

A

1. Do not throw rubbish.
2. Do not park here.
3. Do not touch.
4. Do not blow the horn.

B

- It blocks the entrance.
- There is a hospital nearby.
- It makes the city dirty.
- It is dangerous.

1. Don't throw rubbish **because** it makes the city dirty.

2. _____

3. _____

4. _____



LESSON

2

UNIT - 2

Town and City

Listen number and say









A loader loads goods into lorries.

A sweeper sweeps the road.

A waiter brings food and drink.

A parking attendant helps to park vehicles.

A cobbler repairs shoes.



Who are these people?

1. Someone who repairs shoes. _____ .
2. Someone who sweeps the road. _____ .
3. Someone who helps to park cars. _____ .
4. Someone who brings food and drink in a hotel. _____ .
5. Someone who loads goods into lorries. _____ .



Look, read and complete

Dear Kandü,
Malpura is a big town but it is very nice.
Vehicles don't go fast here. _____
_____ There is no black smoke
in the town. _____ There
is no loud noise. _____

_____ There is no rubbish on the
roads. _____.

Come and spend a few days in my town.
You will like it.


Your little brother Boola.

1. The roads are clean.

2. The air is clean.

3. It is very quiet.

4. They go slowly



Match and write

It's too loud.

It's too fast.


It's too dirty.

1. _____

2. _____

3. _____

4. _____






LESSON

4

UNIT - 2

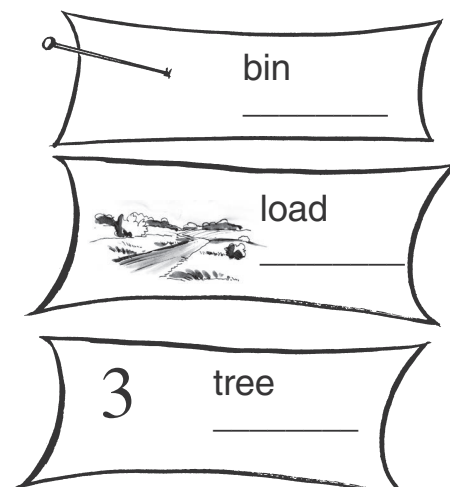

Town and City

Choose and complete



1. City A is _____ but City B is clean.
2. City A is noisy but city B is _____
3. City A is _____ but City B is not crowded.

Look, find and write





Bingo

mangosteens	cashew nuts	rambutan	salt pans
palmyrah trees	gems	betel	corals

A	B
_____	_____
_____	_____
_____	_____
_____	_____
_____	_____

Make sentences and write

Gampaha Bataleeya Bibile Ambalangoda Hikkaduwa	is famous for	masks corals cashew nuts oranges betel
--	---------------	--

1. _____
2. _____
3. _____
4. _____
5. _____



LESSON

6

UNIT - 2

Town and City

Read and find

What are the names of these cities/towns?

PATAUARNR

This is a city in the Sabaragamuwa province. It got its name because of the valuable gems found there. The name of this means the “City of Gems”.

PGAHMAA

This is a big town in the Western province. The name of this city means “Five Villages”.

Write “T” (True) or “F” (False)

Sigiriya got its name from the name of a king.

Gampaha got its name because it is a collection of five villages.

Galle got its name from the shape of a rock.

Ratnapura got its name because it has a port.

Kankesanthurai is famous for gems.

Correct the sentences

1. _____

2. _____

3. _____

4. _____

5. _____



Rearrange and write sentences

1. large/Sydney/has/population/a/very

2. the harbour/The opera house/near/is

3. The opera house/a boat/like/the sails/is/of

4. Sydney/The Olympic Games/in/held/were

Complete the paragraph.

Use the words given below. You can use one word more than once.

(landmark, opera house, famous, population, harbour, boat, sails, Olympic Games)



Sydney is a _____ city in Australia. It has a very large _____.
 The Sydney _____ is _____. It faces the Sydney _____.
 The opera house building looks like the _____ of a _____.
 The Sydney bridge is another famous _____. The 2000 _____
 _____ were held in Sydney.



LESSON

8

UNIT - 2

Town and City

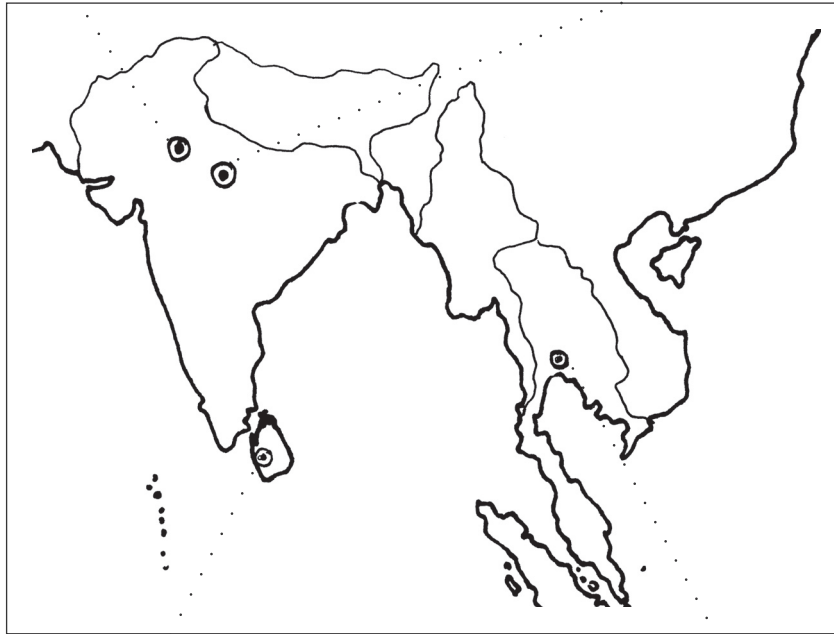
Find, match and write

Agra

Bangkok

Colombo

New Delhi



Match and write

India

Thailand

Sri Lanka

Sri Jayawardenapura

New Delhi

Bangkok

1. Bangkok is the capital of Thailand.
2. _____.
3. _____.
4. _____.



Read and match

A

1. Vesak
2. Ramazan
3. Sinhala and Tamil New Year
4. Deepavali
5. Christmas

B

- a. is celebrated / April
- b. is celebrated / the Hindus
- c. is celebrated / December
- d. is celebrated / the Buddhists
- e. is celebrated / the Muslims



Write sentences using *by* or *in*

by - people

in - month

1. Vesak is celebrated by the Buddhists.

2. _____.

3. _____.

4. _____.

5. _____.



LESSON

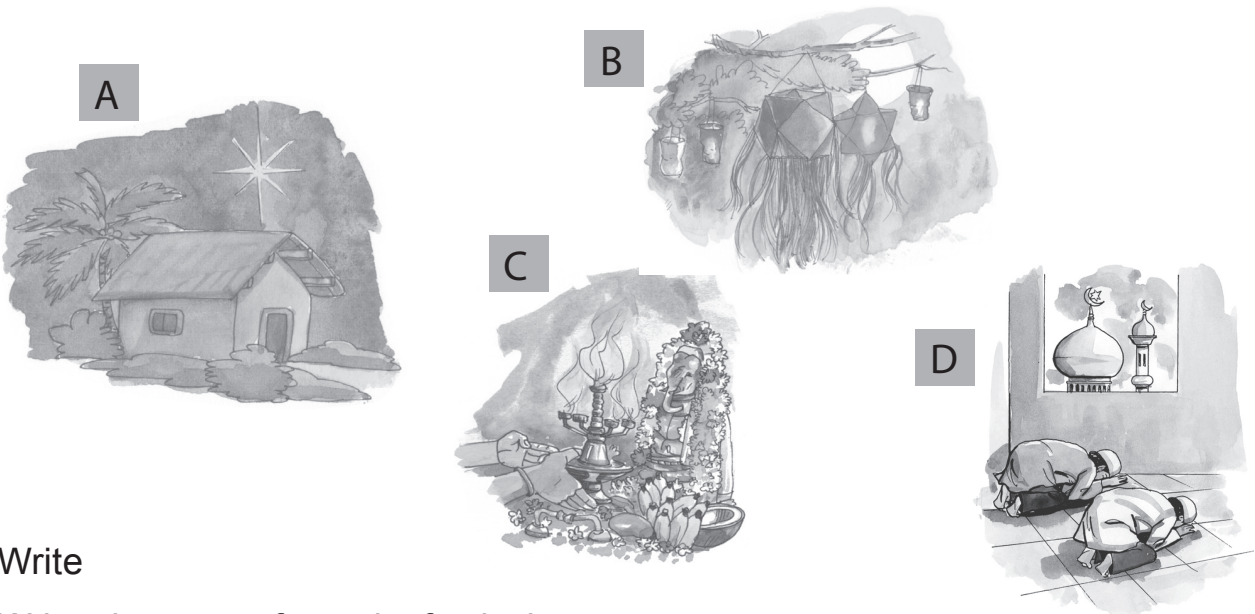
1

UNIT - 3

Festivals

Fill in the blanks

1. Christmas is celebrated by _____.
2. Vesak is celebrated in _____.
3. Deepavali is celebrated in _____.
4. Ramazan is celebrated by _____.



Write

Write about your favourite festival.

My favourite festival is



Find and write

In which lines do you find these words?

Word / words	Line/lines
Diwali	1, 2, 7, & 8
shining oil lamps	
fireworks	
sweets	
noise	
girls and boys	

Find the words and lines



Listen and complete

- _____ celebrate Deepavali.
- It is a very colourful _____.
- People light _____.
- They wear new _____.



LESSON

2

UNIT - 3

Festivals

Look, Find and write

Find words with the underlined letters and sounds.
Use picture clues.

<u>l</u> amps	st <u>a</u> mps
bo <u>y</u> s	
th <u>ee</u>	
<u>l</u> ots	
ag <u>a</u> in	



Write

Write a poem about your favourite festival.





Listen and number

Id - UI - Fitr

Id - UI - Alha

Milad - Un - Nabi

Fill in the blanks

1. Id - UI - Fitr celebrates _____
_____.
2. Milad -Un-Nabi celebrates _____
_____.
3. Id- UI - Alha celebrates _____
_____.
4. The Ramazan festival is celebrated on the _____
of _____ this year.
5. The Haj festival _____ on the _____
of _____ this year.
6. The Id - UI - Fitr festival _____ on the _____
_____ of _____ this year.



LESSON

3

UNIT - 3

Festivals

Find and Write

Find the dates of the above Muslim festivals this year.

Look at step 2 of the Pupil's book and write sentences.




Write

Write one sentence each about any two festivals you know.



Find and write



Read, find and write



1. A special song people sing at Christmas time = _____.
2. A figure of person made of snow = _____.
3. A vehicle pulled by a horse to travel over snow = _____.



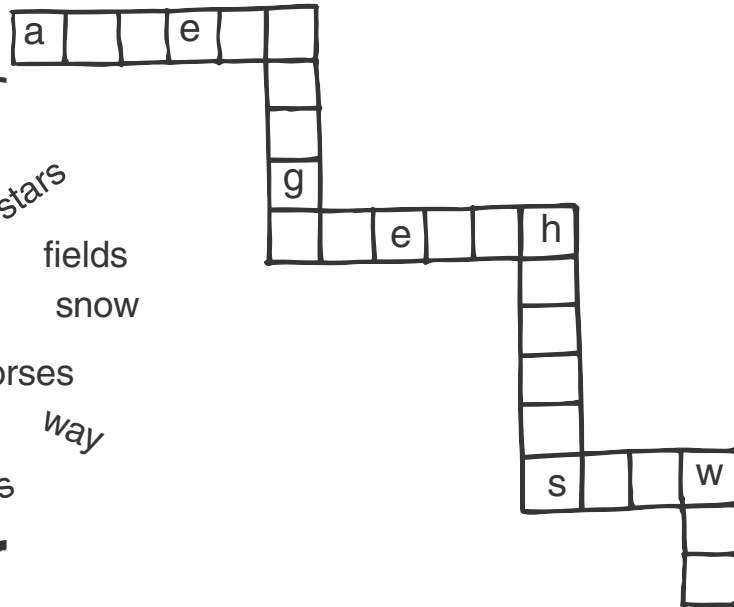

LESSON

4

UNIT - 3

Festivals

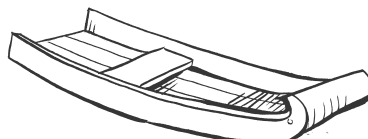
Find and write



Find the words and circle


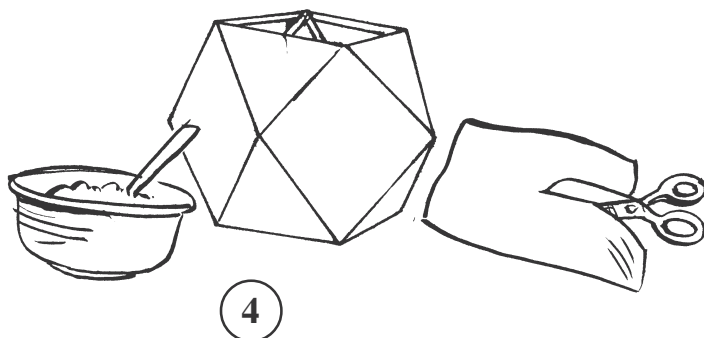

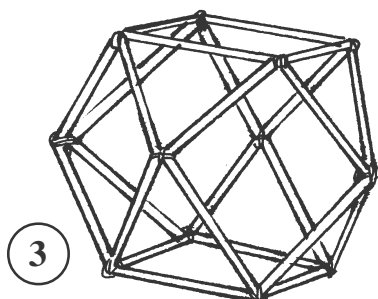
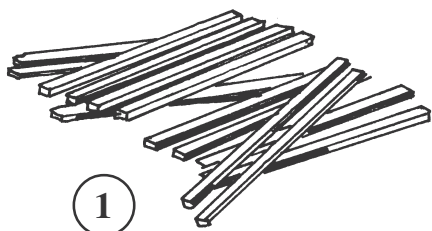


s	f	c	a	k	e	c	o	m	a
m	p	r	e	s	e	n	t	d	n
b	e	l	l	a	s	n	o	w	e
a	c	h	r	i	s	t	m	a	s
m	i	s	t	a	r	k	j	l	m
n	p	f	s	u	c	a	r	d	e
p	t	a	n	g	e	l	b	m	z
j	d	e	s	a	n	t	a	b	c
a	b	e	y	s	l	e	i	g	h
u	h	o	r	s	e	g	b	r	s





Match and order



Tie the six bamboo squares together.

Cut and paste some streamers.

Cover the sides with coloured tissue paper.

Cut twenty-four pieces of bamboo of the same length.

Tie the ends of the bamboo sticks and make six squares.





LESSON

5

UNIT - 3

Festivals

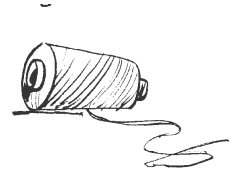
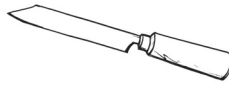
Read, find and write

a pair of scissors

a knife

glue

a piece of string



What did Amali Use...

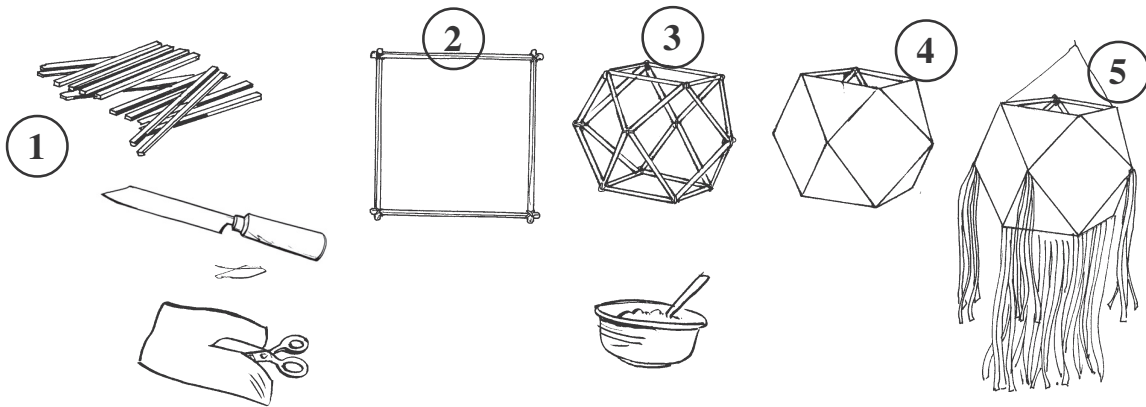
to cut the bamboo = _____.

to tie the bamboo sticks = _____.

to paste the coloured tissue = _____.

to cut the coloured tissue = _____.

Order and write



1. Cut the bamboo with a knife.

2. _____.

3. _____.

4. _____.

5. _____.



Write a wish

1. _____.



2. _____.




3. _____.



4. _____.




5. _____.



Send a greeting card to a friend.

1. Write a wish on the greeting card.
2. Put the card inside an envelope and seal it.
3. Paste on a stamp.
4. Post the card.
5. The postman will collect the card from the post box.
6. He will stamp the card at the post office.
7. He will send the cards to the mail exchange.
8. Postmen will sort the cards at the mail exchange.
9. They will send the cards to the correct post office.
10. A postman will deliver the card to your friend.





LESSON



6

UNIT - 3

Festivals

Look and write

Write a matching caption for each picture





Find and write

Some words from Amali's letter cannot be read. Can you write them against their present tense form.

Dear Meena,

Thank you for the New Year greeting card. I received it yesterday.

We had a very exciting New Years Day this time. Our uncle working in Dubai came home this year. He brought presents for everyone.

My mother prepared a lot of sweet meats like kevum, kokis, aluwa and dodol for us to eat. We shared these sweet meats with our neighbours. We wore new clothes and worshipped our elders. We went to the temple in the morning. In the afternoon we played games.

1. bring - _____
2. come - _____
3. go - _____
4. play - _____
5. prepare - _____
6. receive - _____
7. share - _____
8. wear - _____




LESSON

7

UNIT - 3

Festivals

Write sentences



Meena (write) 11/04 → (post) 12/04 → Amali (receive) 16/04

Meena wrote the New Year card on 11th April and posted it on 12th April.
Amali received the card on 16th April.

Kusum (write) 20/12 → (post) 21/12 → Roy (receive) 24/12

Nizar (write) 10/01 → (post) 11/01 → Meena (receive) 14/01

Ruwan (write) 12/05 → (post) 14/05 → Kusum (receive) 17/05

Write

Which is your most important festival?

How do you celebrate it?

Our most important festival is _____ We _____



Correct the underlined words and write

1. We celebrate Depavali in May.

_____.

2. We decorate Christmas trees for Vesak.

_____.

3. We go to church on Deepavali festival day.

_____.

4. We celebrate Sinhala and Tamil New Year in October.

_____.

5. We light oil lamps on Ramazan day.

_____.

Fill in the blanks

prepare

decorate

celebrate

share

visit

1. At Christmas people _____ their houses with Christmas trees.

2. People _____ special sweet meats for Sinhala and Tamil New year.

3. People prepare a lot of tasty food and _____ it with neighbours at Ramazan.

4. People _____ Deepavali in October.

5. During the New Year festival season people _____ their friends and relatives.



LESSON

8

UNIT - 3

Festivals

Look and write

1. Vesak

decorate Christmas trees



make Vesak lanterns



At vesak we do not decorate Christmas trees.

We make Vesak lanterns.

2. Christmas

light oil lamps



decorate Christmas trees



3. Deepavali

celebrate/May



celebrate/October



Deepavali is not celebrated in May.

It is celebrated in October.

4. Sinhala and Tamil New year

celebrate / December



celebrate / April



5. Ramazan

at the beginning of fasting season



at the end of fasting season





Read and complete



“This is how I _____ (make) watalappan. First I _____ (take) some jaggery, coconut milk, eggs and a little vanilla. I _____ (grate) the jaggery and _____ (mix) it with the coconut milk. Next I _____ (beat) the eggs separately. I _____ (add) the eggs to the mixture and _____ (mix) them well. Next I _____ (add) a few drops of vanilla and _____ (mix) everything well. Then I _____ (pour) the mixture into little dishes. Lastly I _____ (steam) the mixture in the dishes for about forty-five minutes.”

take - took

beat - beat

steam - steamed

grate - grated

add - added

make - made

mix - mixed

pour - poured

Read and number

- Beat the eggs. ()
- Add the eggs to the mixture. ()
- Take some jaggery, coconut milk, eggs and vanilla. (1)
- Steam the mixture in the dishes. ()
- Mix the jaggery with coconut milk. ()
- Pour the mixture into little dishes. ()
- Add a little vanilla. ()
- Grate the jaggery. ()



LESSON

2

UNIT - 4

Festivals

Look and write

1. Why doesn't Roy like the pair of shorts? (Long)

They're too long for him.



2. Why doesn't Meena like the skirt? (short)

It's _____.



3. Why doesn't Ruwan like the trousers? (big)

They're _____.



4. Why doesn't Amali like the blouse? (tight)

It's _____.



Sort and write

Read the list of clothes in the Pupil's book.

Sort them into groups. Add your own ideas to the list.

Men's clothes

vest

Women's

skirt

Both



Match and write

A

racing
playing
fighting
singing

B

carols
bullock carts
raban
pillow



1. raban playing

2. _____

3. _____

4. _____

Draw and write

Draw a picture. Name the festival. Make a sentence.

We see _____ at _____.



LESSON

4

UNIT - 4

Festivals

Complete the paragraph

Use the following verbs to fill in the blanks

wear

decorate

clean

prepare

bathe


make

Thai Pongal is a harvest festival. People _____ their houses to _____ for this festival. They _____ new clothes on this day. They _____ pongal rice on this day. On Madu Pongal Day people _____ their bulls and cows and _____ them with garlands of flowers.

Write

Help Roy to write about Christmas.

- Religious festival
- Decorate the house / Christmas tree
- Make a Christmas cake
- Go to church
- Send Christmas cards
- Sing carols





Practise question and answer

1. What has Amali's mother made? (Amali's mother/make?)
Amali's mother has made kevum and kokis.
 (Amali's mother/make/kevum and kokis)
2. What has _____? (Roy's mother/bake?)
 Roy's mother has_____.
 (Roy's mother/bake/a Christmas cake)
3. What has _____? (Nizar's mother/prepare?)
 Nizar's mother _____.
 (Nizar's mother /prepare/watalappan)
4. What _____? (Meena's mother/cook?)
 Meena's mother_____.
 (Meena's mother/cook/pongal rice)

Write

1. What has Roy's mother baked?
She has baked a Christmas cake.



2. What_____?

She _____.

3. What_____?

She _____.

4. What_____?

She _____.





LESSON

6

UNIT - 4


Festivals

Complete the sentences

1. Sinhala and Tamil New Year is celebrated by the Sinhala and Tamil people.
It is held in April.
2. Christmas _____ by the Christians.
It _____ in December.
3. Thai Pongal _____ by the Tamils.
It _____ in January.
4. Vesak _____ by the Buddhists.
It _____ in May.
5. Ramazan _____ by the Muslims.
It _____ at the end of the fasting period.

Draw and write

1. Draw a picture of a festival.
2. Write about the festival.



Festivals

LESSON

7


UNIT - 4



Read and complete

"This special greeting is for Nizar and his family who are celebrating Ramazan. Best wishes and good luck to them on this happy day.

This greeting comes from their friends Ruwan, Amali, Meena, Kusum, Roy. Pancha and Kandu".




Now write a Christmas greeting for Roy.

"This special _____ is for _____ and _____ family who are celebrating _____. Best _____ and good _____ to _____ on this happy day. This _____ comes from _____."

Write

Write your own greeting to a friend





LESSON

8

UNIT - 4

Festivals

Complete the paragraph

Use the past tense of the verbs given below. You can use one verb more than once.

want - wanted

call - called

see - saw

tell - told

say - said

ask - asked

It was New Year's Day. Ruwan _____ an old man at the gate. He _____ this to his father. The father _____ Ruwan to find out what the old man _____. The old man _____ Ruwan that he _____ something to eat. Ruwan _____ him inside the house. He _____ him that they had lots of things to eat. Ruwan _____ his mother that he _____ to share the food with his visitor. His mother _____ that it was a very good thing to do on New Year's Day.

Write

Fill in the speech bubbles.



I'm hungry.



He is hungry.

Revision 1

LESSON 1 REVISION 1

Find and write

People you meet in the town/city

cobbler

Places where you can buy things

supermarket

book shop
sports club
sweeper
library
waitress
pharmacy
railway station
stadium
textile shop
grocery stores
supermarket
traffic warden
filling station
medical centre
post office
children's park
cinema
loader
waiter
cobbler
bank

Places of enjoyment and recreation

cinema

Places where you get services

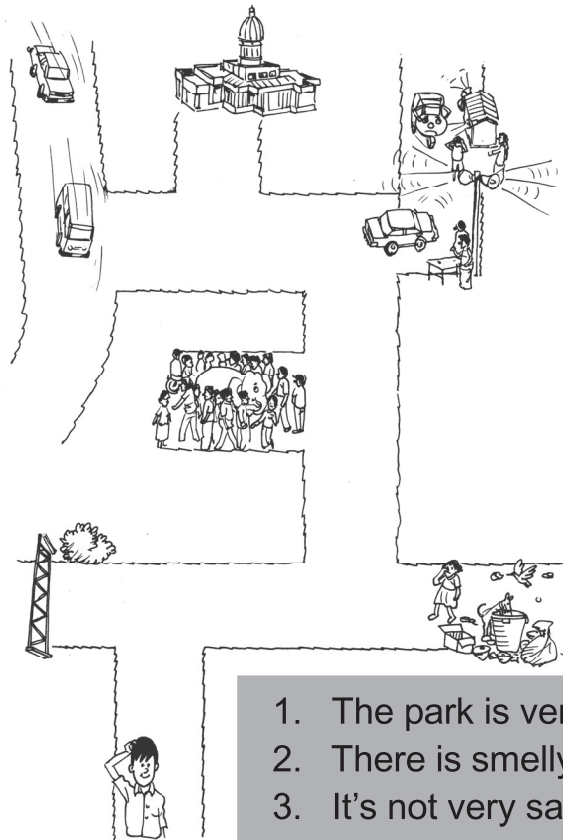
bank

Revision 1

Look, read and complete

Nizar wants to go to the book sale at the town hall.

Help him to avoid problems.



1. The park is very crowded.
2. There is smelly garbage everywhere.
3. It's not very safe. Vehicles are going very fast.
4. There is a gate across the road.
5. It's very noisy.

(left, right, straight on)

Go along the road but don't turn _____. (—) Turn _____.

Go along the road but don't go _____. (—). Turn _____.

Go along the road but don't turn _____ (—).

Then go along the road but don't turn _____ (—). Turn _____.

Then go along the road but don't go _____ (—). Turn _____.

The town hall is at the end of the street.

Answer and write



Pancha's Quiz

1. What is the name of the beautiful building which was built by Emperor Shah Jahan?

2. Name of an ancient city in Sri Lanka.

3. What is the name of the country where Sydney Opera House is? _____
4. What is the town in Sri Lanka famous for corals? _____
5. What is the name of the town in Sri Lanka which means five villages? _____
6. What is the religious festival celebrated in December? _____

Unscramble and write.

Find the names of the countries/cities/towns/festivals/places

The first and the last letter are correct.

HKKUDWIAA _____ CTMASHIRS _____

GPAAMHA _____ ASTARLUIA _____

TMHAJAAL _____ ADRAPARUHUNA _____

LESSON
2
REVISION 1

Revision 1

Match and write

called

played

enjoy

call

make

offer

visit

made

offered

became

repair

visited

repaired

enjoyed

become

wear

wore

Present	Past
_____	_____
_____	_____
_____	_____
_____	_____
_____	_____
_____	_____
_____	_____
_____	_____
_____	_____
_____	_____

Write

make	_____
wish	_____
prepare	_____
celebrate	_____
cut	_____

Read, find and write



1. Write the name of a festival celebrated by the Muslims.

2. Name three things you need to make a Vesak lantern.

3. Write three special games played at New Year.

4. What is the name of the Hindu festival at which people light a lot of oil lamps?

5. At this festival people treat cows and bulls in a special way.

6. A festival at which people decorate a special tree with lights.

7. A festival celebrated by both Sinhala and Tamil people.

Fill in the blank spaces and read

- Festivals -

Sri Lankans celebrate many kinds of festivals. The _____
_____ is celebrated by both Sinhala and Tamil people. It is celebrated in
_____. The most important festival
celebrated by the Muslims is the _____ festival. They
celebrate it at the end of the fasting period. The Christians celebrate _____
_____ on the _____
of _____ every year. _____
and _____ are two festivals celebrated by
the Tamil people. People enjoy themselves during these festivals.

1. April

2. New Year

3. Christmas

4. Thai Pongal

5. December

6. Ramazan

7. 25th

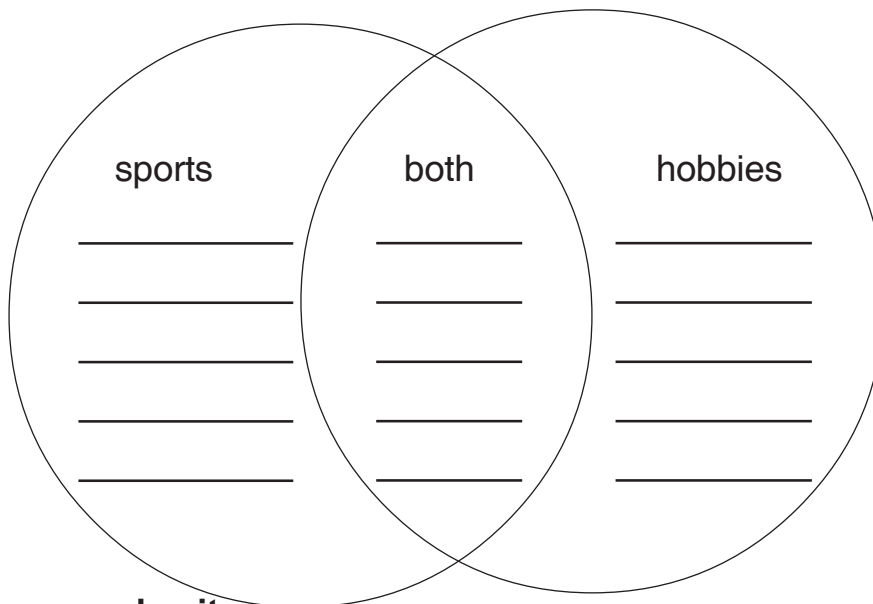
8. Deepavali





Complete the diagram

swimming	badminton	cricket
table tennis	elle	running
painting	stamp collecting	gardening



Look, say and write

- What will they do?
- Who will they play with?

	Monday	Tuesday	Wednesday	Thursday	Friday
Kusum	badminton	gardening	swimming		cricket
Nizar		table tennis		cycling	cricket
Ruwan	badminton	table tennis	running	cycling	cricket
Meena	gardening		swimming		cricket

e.g. On Monday Kusum will play badminton with Ruwan. (play badminton)

1. On Tuesday Nizar _____ (play table tennis)
2. On Wednesday Kusum _____. (go swimming)
3. On Thursday Nizar _____. (go cycling)
4. On Friday everyone _____. (play cricket)



LESSON

1

UNIT - 5



Sports and Hobbies

Listen and complete the grid

Monday	Tuesday	Wednesday	Thursday	Friday
netball practice at 4.00p.m.				

Test your knowledge of sports.

Do you know?



1. How many players are there in a cricket team?

2. Name three games played with a racket.

3. In which game do you use a shuttlecock?



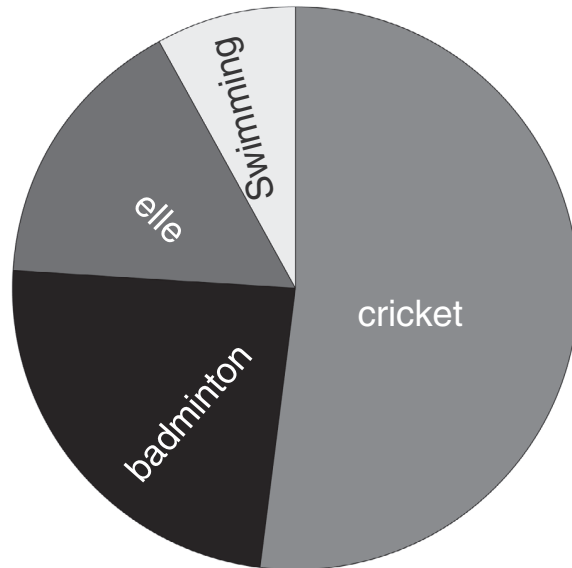
Look and write

most

least




many

few



- _____ students like to play cricket.
- _____ students like to play badminton.
- A _____ students like to play elle.
- Swimming is the sport liked by the _____ number of students.

Do the puzzle





LESSON

2

UNIT - 5

Sports and Hobbies

Do a survey

- Ask your friends and fill in the grid

What's the sports event you like most?

Name	50 m	100 m	High jump	Long jump	50m x 4 relay	100m x 4 relay

Fill in the grid


Name of the game	No. of students
50 m	
100 m	
High jump	
Long jump	
50 m x 4 relay	
100 m x 4 relay	

Draw a pie chart using the above information.

**Write**

Write the announcement for the 200 metres race.

We're now going to begin

**Complete the report**

Vijaya Vidyalyaya

Programme

- 2.15 p.m. 50 metres race
- 2.30 p.m. 50 m x 4 relay race
- 2.45 p.m. 100 metres race
- 3.00 p.m. 200 metres race
- 3.15 p.m. Interval
- 3.45 p.m. 100m x 4 relay race
- 4.00 p.m. Sack race
- 4.15 p.m. Drill display
- 4.45 p.m. prize giving

Use 'was' or 'were'

The annual inter-house Sports Meet of Vijaya Vidyalyaya started at 1.15 p.m.

The first event _____ the 50 metres race. The next two events _____ the 50 m x 4 relay race and the 100 m race. The 200m race _____ the next. The interval _____ after that. After the interval there _____ two races – the 100 m x 4 relay race and the sack race. Next there _____ a drill display. At last there _____ the prize giving.



**LESSON****3****UNIT - 5****Sports and Hobbies****Write**

Write the programme of the last sports meet in your school.

Time	Event
2.00 p.m.	100 metres race
3.45 p.m.	Interval
5.15 p.m.	Prize giving

Sports and Hobbies

LESSON

4

UNIT - 5



Complete the dialogue

held

starting

sports

going

hobbies

first

anything

o'clock

exhibition



Hello, Meena. Where are you _____ (1)?



I am going to the _____ (2).



What exhibition?



It's the annual book exhibition _____ (3) by the village council library. Today is the _____ (4) day.



What time is it _____ (5)?



At 9 _____ (6) in the morning.



Are you going to buy _____ (7) special?



Yes, I want to buy a book on _____ (8). Look it's almost nine. I'm going. Are you coming?



Yes. I want to buy a book about _____ (9). Let's go together.

Match and write the answers

What are you going to see?

do?

watch?

Play?

TV

cricket

a bicycle race

my homework

I am going to see _____.

_____.

_____.

_____.



LESSON

4

UNIT - 5

Sports and Hobbies

Match and write

A	B
bicycle	show
cricket	match
football	programme
television	exhibition
book	game
flower	race
_____	_____
_____	_____
_____	_____
_____	_____
_____	_____
_____	_____

Write

Select a sport and a hobby you like most. Write four sentences about each.

My favourite sport

My hobby

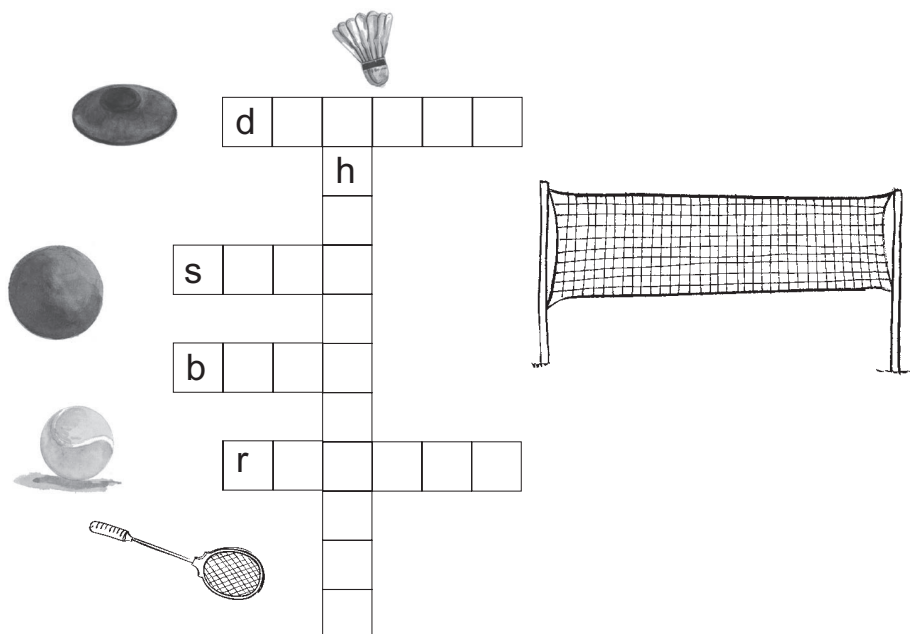


Complete the lists

javelin throw	tennis	high jump	long jump	pole vault
shot put	football	cricket	hockey	discus throw
netball	volleyball	swimming	elle	table tennis

Individual games / sports	Games that need two or four players to play	Games that need two teams to play

Do the puzzle





LESSON

5

UNIT - 5

Sports and Hobbies

Bingo

Kandu is catching the ball.

Kandu is throwing the javelin.

Kandu is putting the shot.

Kandu is throwing the discus.

Kandu is playing badminton.

Kandu is kicking the ball.

Correct and write

Look at the Pupil's book.

1. Nizar is putting the javelin.

×

✓

2. Ruwan is throwing the shot.

×

✓

3. Roy is playing the discus.

×

✓

4. Meena is hitting the ball.

×

✓



Practise

Look at the Pupil's book.

Ask and answer.

Table 1

Where	was	Roy Nizar Kusum	on	Friday Wednesday	afternoon?
-------	-----	-----------------------	----	---------------------	------------

Table 2

He/She	was	in	the swimming pool. the school playground. the school hall. the stadium.
--------	-----	----	--

-----?

-----.

Table 3

Where	was	Kusum	on	Thursday afternoon?
-------	-----	-------	----	---------------------

Table 4

He/She	was	at the
--------	-----	--------	-------

-----?

-----.

Table 5

What	was	he/she	practising?
------	-----	--------	-------------

Table 6

He/She	was	practising
--------	-----	------------	-------

-----?

-----.



LESSON

6

UNIT - 5

Sports and Hobbies

Ask your friends

		Swimming	Volleyball	Badminton	Netball	Cricket
	Monday		Saman			
	Tuesday					
	Wednesday					
	Thursday					
	Friday					
	Saturday					
	Sunday					

Write sentences

Write sentences using information from the table.

1. Saman was at the playground on Monday. He was playing volleyball.
2. _____
3. _____
4. _____
5. _____
6. _____



Listen and fill in the grid

Name	Sport	Where

Write

Write sentences using information from the grid.

1. Marion Jones was the winner of the 100 metres and 200 metres races at the Olympic Games.

2. _____

3. _____

4. _____



LESSON

8

UNIT - 5

Sports and Hobbies

Read and underline

Look at the list of games/sports. Which of these does your school practise?

Select and underline.

Badminton basketball boxing cricket elle football hockey
kabadi netball soft ball cricket table tennis

volleyball _____



Write a paragraph

Our school has a badminton team.



Listen and number

What's the game /sporting event?

cricket

football

swimming

relay



What will they need?

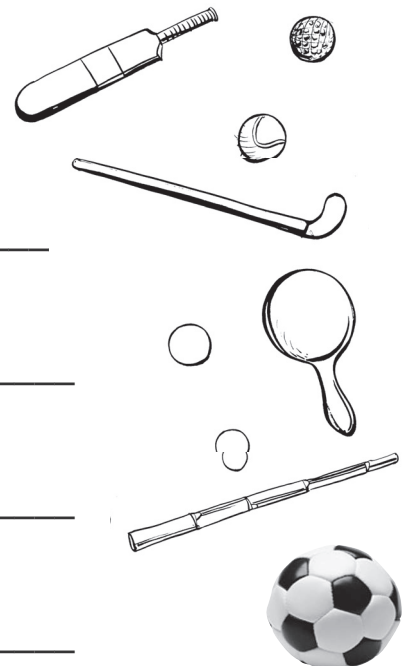
1. A: Sunil wants to play cricket.
B: He will need a ball and a bat.

2. A: Rajini wants to play hockey.
B: She _____

3. A: Niaz wants to play table tennis.
B: _____

4. A: Samanmali wants to play football.
B: _____

5. A: Sagara wants to play elle.
B: _____





LESSON

8

UNIT - 5

Sports and Hobbies

Write

Guess what they are going to play?

1. Shyama has a shuttlecock and a racket.

She is going to play badminton.




2. Bala has a pair of boots and a ball.

He _____



3. Jayasena has a bat, a ball and some stumps.



Write

What's your favourite sport / game?

Write about it. (What you need; the number of players; how you play it.)



Read, find and write

- What should they wear / take / have?

Amali wants to play badminton.

Ruwan wants to play cricket.

Meena wants to play hockey.


Roy wants to play table tennis.

e. g. Amali should take a racket, a shuttlecock and a net.

1. Ruwan _____.

2. Meena _____.

3. Roy _____.



Write

- Select a game. Advise your friend what he/she should wear/take/have to play that game.

If you want to play _____ you _____



LESSON

2

UNIT - 6

Sports and Hobbies

Sort and write

Ancient Olympics

Modern Olympics

1. both men and women can take part

6. winners received olive wreaths

2. many games and sports

4. held only in Greece

7. held in various countries

3. only men could take part

5. only a few games

8. winners receive medals

Write

The ancient Olympics were held only in Greece but the modern Olympics are held in various countries. In the ancient Olympics there were

_____ but in the modern Olympics_____



Complete the sentences

- What do you say when ...

1. ... you hurt someone?

“ _____ ”

2. ... someone helps you?

“ _____ ”

3.. ... you want to talk to someone?

“ _____ ”

4. ... you meet friends?

“ _____ ”



B



A



C



D

Draw and write



LESSON

4

UNIT - 6

Sports and Hobbies

Read, find and write

• What's the game?



1. I need a racket to play this game. This game is played mostly indoors. I hit something made of feathers over a net to the other player.



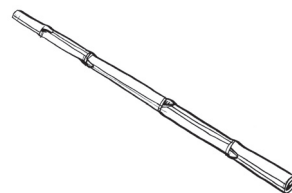
2. I need a small plastic ball that bounces to play this game. I hit the ball with a small racket made of wood. It is an indoor game played on a table.



3. I play this game with ten others. It is an outdoor game played on a big field. I can use my head and feet but not my hands.



4. I have six other girls in my team when I play this game. We have to put the ball through a ring with a net to score a point.



Write

What is your favourite game?

What things do you need to play that game?

How many players do you need to play the game?

My favourite game is _____. I need _____

_____. I need _____

_____.




Read and match

Look at the words in thick type in the pupil's book.

Match and write the words against their nearest meaning.

1. A number of people working together as one. = _____
2. Something good and helpful. = _____
3. Quick movement of parts of the body to keep them healthy. = _____
4. Resting and enjoying. = _____
5. Strong and fit in body. = _____



Fill in the blanks

Complete the sentences using words given in thick type in the Pupil's book.

1. Sports and games help us to _____ our bodies.
2. There are many _____ of sports and games.
3. In a team the players learn how to work in _____.
4. Sports and games can be used as a _____.
5. Sports and games give us _____ bodies.



LESSON

6

UNIT - 6


Sports and Hobbies

Make your own placard

- Complete and order.


Cut, draw, colour, write, display, take

- _____ a slogan.
- _____ the picture.
- _____ a 4" x 18" piece.
- _____ some cardboard.
- _____ a picture.
- _____ it in the classroom.



Arrange and write

keep healthy sports you



1. _____

together sports people bring

2. _____

games stay and healthy play

3. _____

play for games relaxation

4. _____



Look and write

M. Sinclair

c Sangakkara

b Dharmasena

20

Sinclair was the opening batsman. He was caught by Sangakkara off the bowling of Dharmasena. He scored twenty runs for New Zealand.

S. Jayasuriya


c Parore

b Oram

38

Jayasuriya was _____

Make your own poster





LESSON

8

UNIT - 6

Sports and Hobbies

Write

Question 1. Who won the first Olympic medal for Sri Lanka?

.....

Question 2: Who was the first Woman athlete to win an Olympic medal for Sri Lanka?

.....

Question 3: In which event did she win this medal?

.....

Name :

Address :

School :



Send in your answer to:

Olympic Quiz

Lotus Airways

P. O. Box: 1315

Jetty Street

Colombo 02.



Write the numbers

What do you have to do to enter the competition?

Write your address () answer the three questions (1) cut of the coupon ()
write your name () write the name of your school () write the address of the
company () put it inside the envelope () post the letter () paste a stamp ().

Complete the voucher

CONGRATULATIONS



To (1) _____ of (2) _____

You are the lucky winner of the Olympic Quiz competition organised by

(3) _____

_____ You will receive a

(4) _____ to the Olympic games held in

(5) _____ in (6) _____

Fly Lotus Airways. We make you feel special.



Managing Director
Lotus Airways

NOTES

NOTES